



The Axminster to Lyme Regis Railway


**SCHOOLS PACK -
PUPILS' WORKSHEETS**

*Come on a
journey with me,
Fireman Guppy,
as we learn about
the railway*



FOR THE LOVE OF A RAILWAY

Supported by



**East Devon
National
Landscape**

Contents

TIME TO EXPLORE!



History & Transport

My Favourite Job on the Railway

Story Writing - A Day on the Railway



Geography

How the Railway Changed the Countryside
(includes maps)



Art & Creativity

Design Your Own Railway Poster



English & Drama

Diary of a Journey

The Opening Day of the Railway



Economy, Tourism & Community

How the Railway Boosted Tourism
& Community

How the Railway Helped Local Businesses



This schools pack is dedicated to the memory of Terry Guppy, who worked as a fireman on the Axminster to Lyme Regis Line during the 1950s and 1960s.

Before his death in 2025, Terry played a valued role in helping to establish the For the Love of a Railway visitor centre in Axminster.

Terry took great pleasure in sharing his knowledge, enthusiasm and affection for the line with the many children who visit us. We hope that the young people using these worksheets will find the same enjoyment, curiosity and inspiration that Terry so loved to encourage.

My Favourite Job on the Railway

YOUR OBJECTIVE



Discover the new jobs created by the Axminster to Lyme Regis Railway and tick the box for the one you would most enjoy.

Engine Driver

Driving the steam train safely along the line

Fireman or Firewoman

Shovelling coal to keep the boiler hot

Signal Operator

Making sure trains know when it's safe to go

Station Master

Running the station and helping passengers

Porter

Carrying luggage, keeping the station tidy

Why did you choose this job?

Write two or three sentences

.....
.....
.....

Quick questions



Write one answer for each question here.

Which old jobs might become less common when the railway opened?

.....
.....
.....
.....

How might a carpet maker, farmer or shopkeeper have benefitted?

.....
.....
.....
.....



Draw yourself doing this job

[Large empty box for drawing]

Ask your teacher if you need more paper to draw your ideas!



Story Writing - A Day on the Railway

YOUR OBJECTIVE



Develop creative writing skills by imagining life on the Axminster to Lyme Regis Railway in 1903.

What happens when the train stops at Combyne?

What makes this train ride exciting or unusual?

.....
.....

.....
.....

Choose your character

Tick who you will write as:

- A passenger
- A railway worker
- The train itself


Planning your story

What do you see and hear on the journey?

.....
.....

How do you feel as the train climbs the steep hills?

.....
.....



Ask your teacher for a sheet of paper if you need more room to write your story.

How the Railway Changed the Countryside

YOUR TASK



Using the two maps - one showing the area before the railway was built and one showing it afterwards. Your job is to spot the changes and explain how the new line might have affected people, places and daily life.

Compare the two maps

Before map - What do you notice? (roads, open land, rivers, buildings, villages, farms.)

.....
.....

After map - What do you notice? (railway line, new stations, new buildings or changed roads.)

.....
.....

What has changed?

List the most important differences you can find when you compare the two maps.

Changes to the landscape

.....
.....

Changes to transport and travel

.....
.....

Changes to towns, villages or buildings

.....
.....

Why might these changes have happened?

Think about how building the line might have affected life in the area.

People might now be able to...

Travel more easily to

.....

Bring goods to and from

.....


Find work in or near

.....

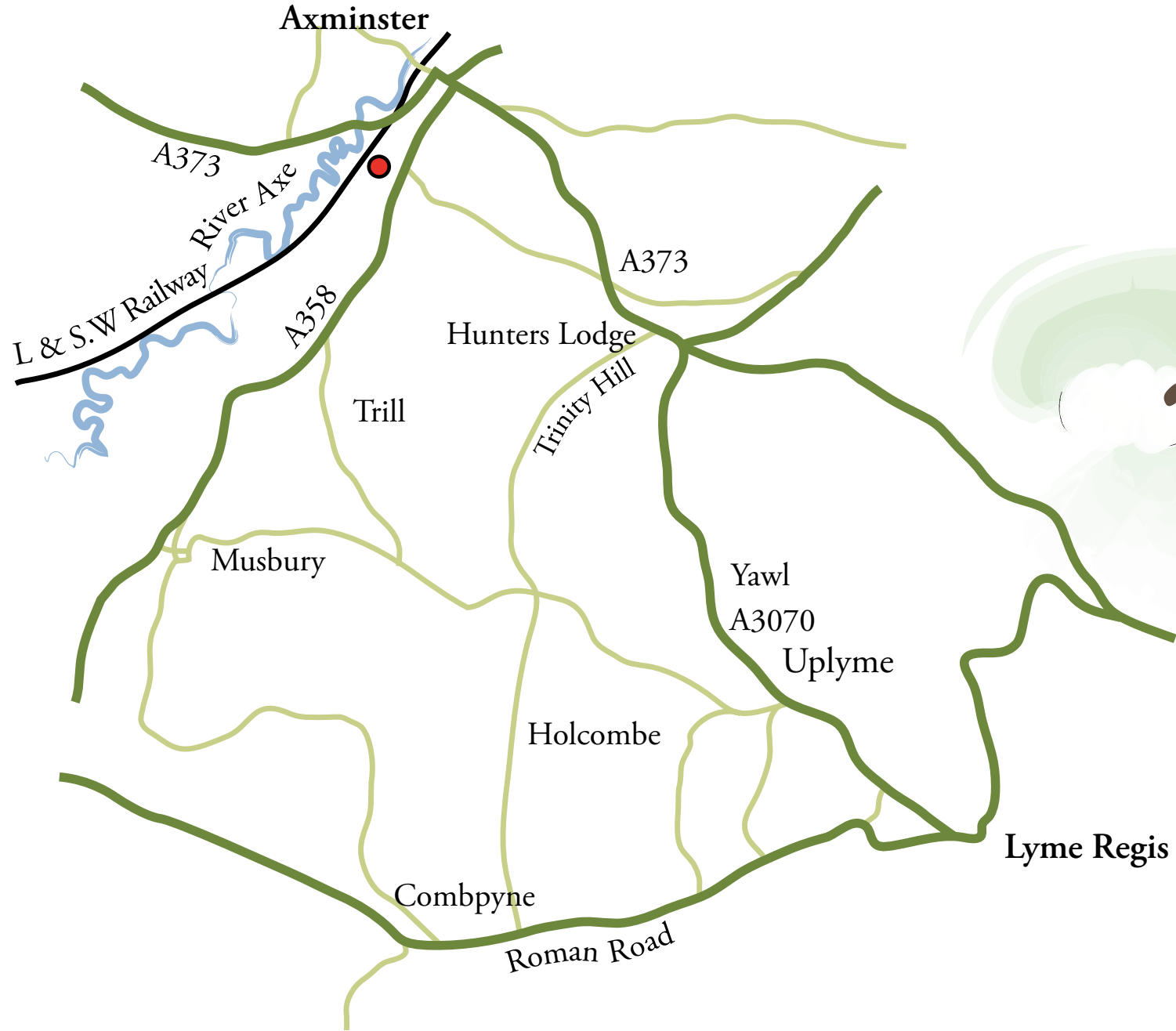
Your explanation

Write a short paragraph describing how the arrival of the railway changed the area.

.....
.....
.....
.....
.....
.....
.....
.....
.....
.....



Before the 1903 Railway

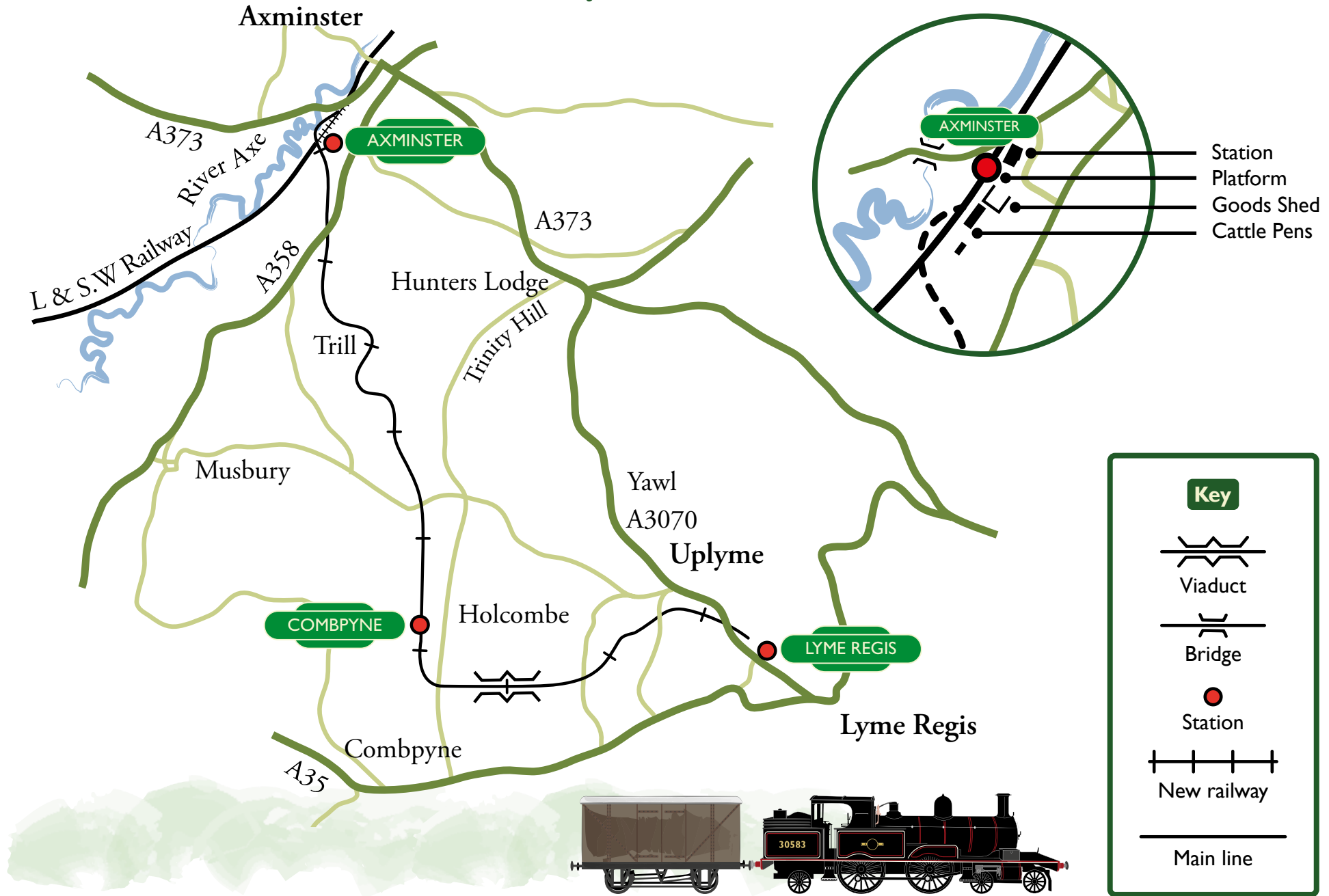


Key

Railway track



After the 1903 Railway



Design Your Own Railway Poster

YOUR OBJECTIVE



Create a vintage-style railway poster promoting the Axminster to Lyme Regis Railway.

Look carefully at poster styles

Tick the features you notice:

- Bold, bright colours
- Simple shapes and strong outlines
- A cheerful slogan
- Big, clear lettering
- A picture of the train
- A seaside or countryside scene
- A famous local landmark

Plan your own poster

1. Choose your own message:
Write your chosen slogan:

.....

.....

.....

.....

2. Decide on your main picture:

- A steam train
- Cannington Viaduct
- Lyme Regis seafront
- Rolling hills and countryside
- Something else

LYME REGIS

DEVON



Think about colour and mood

How will your colours make people feel?

.....

.....

.....

.....

Your poster design

Use another sheet of paper to draw your railway poster.



The Opening Day of the Railway



Choose your role

VIP Guest

—

Child Passenger

—

Train Driver

—

Fireman or Firewoman

—

Station Master

What would your character say or do?

Use the space below to write a line your character might say during the ceremony.

.....

.....

.....

Key moments to act out

First train arrives at the platform

—

VIP gives a short speech

—

Children cheer and wave flags

—

The driver blows the whistle


—

The crowd celebrates the opening

Draw the scene


Draw what the opening day might have looked like.

Ask your teacher for a sheet of paper to draw your ideas!



How the Railway Boosted Tourism and Community

YOUR OBJECTIVE



Explore how the railway helped local tourism grow and how it connected communities.

Why did tourism grow?

- Families could travel to Lyme Regis more easily
- Train travel was faster and cheaper
- Holiday posters encouraged seaside trips
- Hotels and shops welcomed more visitors

What did visitors enjoy?

Tick the things you think visitors may have enjoyed at the beach.

- The beach
- Swimming
- Boat trips
- Cliff walks
- Shops and cafés
- Fossil hunting

What happens when a railway closes?

Write one effect the 1965 closure may have had on the community.

.....

.....

.....

Design a 1910 tourism slogan

Write a catchy slogan to attract visitors in 1910.

.....

.....

.....

.....

.....



Beautiful Lyme Regis: Sun, Sea & Sandcastles

How the Railway Helped Local Businesses

YOUR OBJECTIVE



Understand how the Axminster to Lyme Regis Railway helped local businesses grow and change the types of jobs people did. Tick B for Before the railway or A for After the railway.

Carpets made in Axminster could be sent quickly to big cities like London A B

Farmers used horse-drawn carts to deliver milk and vegetables A B

Fresh fish from Lyme Regis reached inland towns before it spoiled A B

Few visitors came to Lyme Regis because the journey was slow A B

Hotels and cafés in Lyme Regis became much busier A B



Who benefitted and how?

Axminster Carpet Factory:

.....

Local Farms:

.....

Fishermen at Lyme Regis:

.....

Hotels and Cafés:

.....

Think like a business owner

Choose one: a carpet weaver, a farmer, or a hotel owner. Write how the railway helped your business.

.....



Challenge question

.....

